



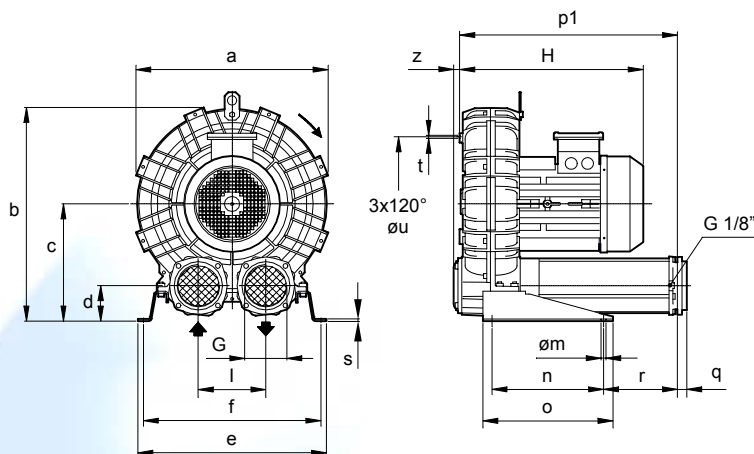
**CE Ex Group II Category 3G c T3 / 3D c T125°C**

**TECHNICAL CHARACTERISTICS**

- Unit in conformity to :  
ATEX 94/9/CE DIRECTIVE  
MACHINERY DIRECTIVE 98/37/CE
- Mountable in any plane
- E-motors thermally protected with Klixon
- Complete with metallic screen IP20, both in in/outlets ports
- G1/8" female thread on both suction and discharge silencer port flanges.

**OPTIONS**

- Special voltages (IEC 38)
- Surface treatments



Dimensions in mm.  
Dimensions for reference only.

Model	a	b	c	d	e	f	G	l	m	n	o	p1	q	r	s	t	u	z
K07R-MD	424	481	269	82	468	438	G 2"	155	13	300	350	418	18	43	5	M8	295	16
K08R-MD	457	498	269	82	478	448	G 2"	155	13	300	350	418	18	43	5	M8	310	16
K09-MD	492	561	315	96	508	478	G 4"	182	13	300	350	644	25	257	5	M8	360	16
K10-MD	516	573	315	96	508	478	G 4"	182	13	300	350	644	25	257	5	M8	360	16
K11-MD	542	603	332	91	538	508	G 4"	200	13	300	350	654	25	262	5	M8	390	16

Model	Maximum flow m <sup>3</sup> /h		Installed power kW		Maximum differential pressure Δp hPa ( mbar )		Noise level Lp dB (A) (1)		Overall dimensions H mm	Weight Kg
	50 Hz 2900 rpm	60 Hz 3500 rpm	50 Hz 2900 rpm	60 Hz 3500 rpm	50 Hz 2900 rpm	60 Hz 3500 rpm	50 Hz 2900 rpm	60 Hz 3500 rpm		
K07R-MD	181	219	3.0	3.5	350	320	72.0	74.0	455	50.5
			4.0	4.6	475	425	72.5	74.5	477	59.0
			5.5	6.3	500	500	73.0	75.0	535	70.0
K08R-MD	236	285	4.0	4.6	350	275	74.2	76.2	477	61.5
			5.5	6.3	475	400	74.6	76.6	535	72.5
			7.5	8.6	525	525	75.0	77.0	535	78.0
K09-MD	311	375	5.5	6.3	375	300	76.0	78.0	547	80.5
			7.5	8.6	475	400	77.5	79.5	547	87.5
			11.0	12.5	550	550	78.5	80.5	672	117.5
K10-MD	387	467	5.5	6.3	275	200	77.5	79.5	547	81.5
			7.5	8.6	400	310	77.9	79.9	547	88.5
			11.0	12.5	550	550	78.7	80.7	672	118.5
K11-MD	431	520	7.5	8.6	325	200	79.1	81.1	552	105.5
			11.0	12.5	500	400	79.7	81.7	677	135.5
			15.0	17.0	550	550	80.3	82.3	677	149.5

(1) Noise measured at 1 m distance with inlet and outlet ports piped, in accordance to ISO 3744.

- For proper use, the blower should be equipped with inlet filter and safety valve; other accessories available on request.
- Admissible room temperature and suction temperature from -15°C to +40°C.
- Specifications subject to change without notice.

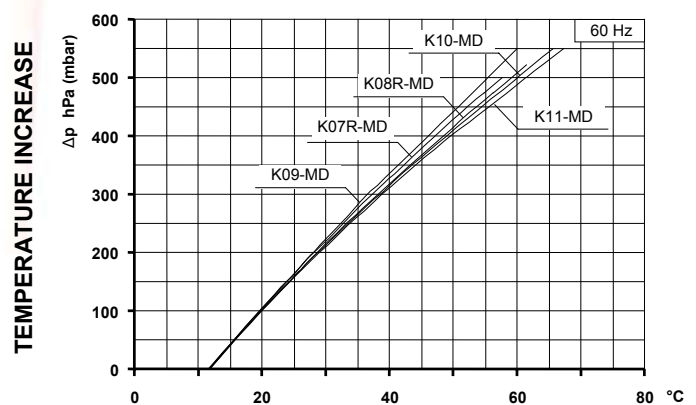
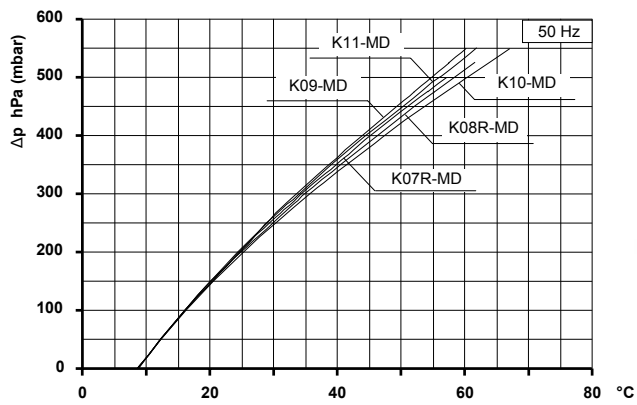
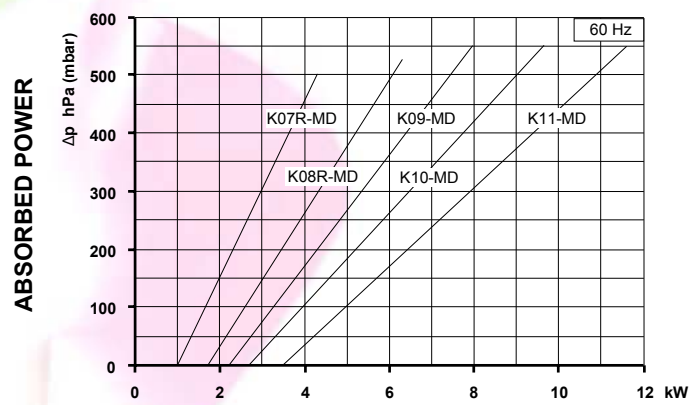
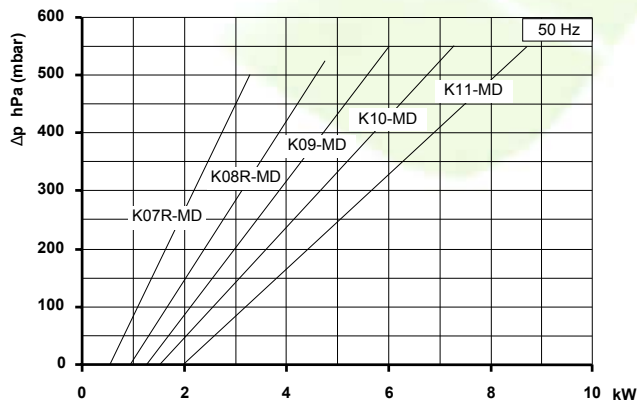
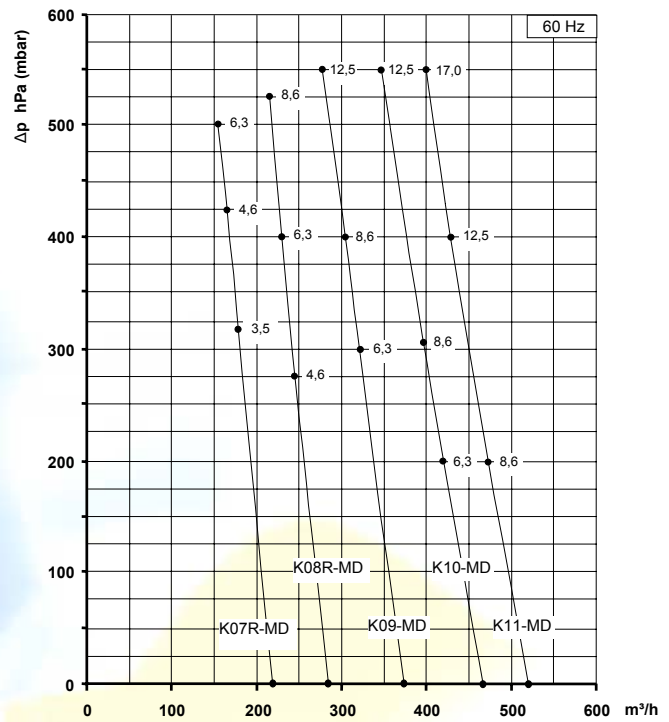
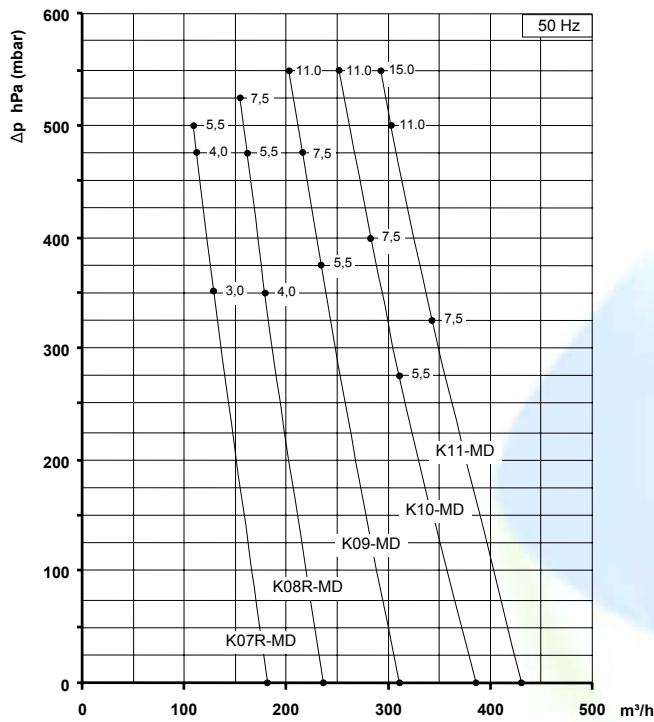


# LATERAL CHANNEL BLOWERS - COMPRESSORS

## SCL K07R / K08R / K09 / K10 / K11

### MD SERIES - MOR ATEX RANGE

SN2340-2 2/2



Curves refer to air at 20°C temperature and 1013 mbar (abs) atmospheric pressure measured at inlet port.  
 Values for flow, power consumption and temperature rise: +/-10% tolerance.  
 Data can change without prior notice.